



Book Titles:




MOO By Alison Lester

LAZY DAISY, BUSY LIZZIE

By Mary Ellen Jordan and Andrew Weldon

WHEN NO-ONE'S LOOKING ON THE FARM

By Zana Fraillon and Lucia Masciullo



Animal Faces – Help your child make an animal mask.

You will need:

- Mask templates
- Pencils, textas or paint for decorating the animals
- Scissors
- Paddle pop stick.

Instructions

1. Colour in the mask
2. Cut out around the outside edge of the mask
3. Stick on to a paddle pop stick so your child can hold it up.

Ideas

Visit the animals at the Royal Adelaide Show 'Learning Centre'. Have fun making animal sounds... *Moo, Baa, Cluck!!*

After your visit why not make your very own farm yard at home... for ideas use our activity sheets, old magazines, milk cartons, egg cartons, books and of course toys.

Songs to sing: *Mary Had a Little Lamb*, *Baa Baa Black Sheep*, and *Old MacDonald had a Farm*. These printable nursery rhymes can be found on the LBBC website.

Other books about farms:

- *Baby Animal Farm*
- *Farmer John's Tractor*
- *A Year On Our Farm*
- *Spot Goes to the Farm*
- *Piglet and Papa*
- *Clancy the Courageous Cow*

Key Messages:

- Children learn through being engaged and doing.
- Children learn through watching and copying.

Adult supervision is essential. Involve and talk with your child as much as possible.

For more book suggestions, tip sheets, nursery rhymes, songs and fun things to make and do please visit:

thelittlebigbookclub.com.au

0-2
YEARS

2&3
YEARS

4&5
YEARS

activity
TIME

Activity: Animal Faces

Ages: 0-5 years

Instructions

- Colour in the mask
- Cut around the mask
- Stick on to a paddle pop stick

Please help your child make this animal mask

