


Mixed up animals.

Make some mixed up animal pictures and come up with some of your own too!



Adult supervision is essential when making and playing with home made toys.

Involve and talk with your child as much as possible while creating this activity.

CRAZY ANIMALS

You will need:

- a copy of activity template
- crayons, textas, pencils, for decorating
- scissors
- glue

Instructions

1. Choose one of the two animal templates to make and cut out the legs and other features.
2. Glue the pieces onto the page with the 'body' of the animal (bat/house).
3. Now colour in the animals. If you are making the House Mouse, draw a tail on the mouse.


Idea

Come up with some other funny rhyming animals. You could play a word game coming up with ideas. You may even like to help your child draw the ideas.

eg; dog/frog



duck/truck

pig/wig




Cat Bat


Cut out the faces and leg pieces and glue them onto their correct 'body'.



House Mouse



House Mouse



Cat Bat

