


Grug Goes To School by Ted Prior

Theme: New Experiences (Jan 2014)

Join Ted Prior's popular little character "Grug" as he ventures off across the road to school and see what he discovers there!



Key Message for Parents

The First Five Years Matter And Last A Lifetime

- A child's success is influenced by early positive experiences
- Time invested in your child is an investment in their future
- A story time session is the ideal way to invest time and inspire a love of learning

Learning Outcomes

Outcome Four: Children Are Confident And Involved Learners

As educators we can promote confidence and involved learning by

- Actively sharing together in children's learning
- Providing appropriate sensory and exploratory experiences
- Encouraging and supporting the expression of ideas

Welcome

Welcome everyone, introduce yourself, remind adults to turn their mobile phones off and remind them that there will be time for adults to chat after the story and songs.

Sing

Welcome Song (or your preferred song)

Have the words available as a handout or written on a board or butcher's paper for the adults to read and join in.

You might like to clap a simple beat as you sing this song and encourage everyone to clap along

Good Morning/afternoon

Good morning to you

Good morning to you

Good morning everybody

And welcome to you!



Finger Play - Ready For School (poem sourced from www.dltk-kids.com)

Two little houses all closed up tight **(make fists)**

Open up the window and let in the light **(open fist)**

Ten little finger people tall and straight **(ten fingers)**

Ready for school at half past eight **(walk with fingers)**



Before Reading

Let's read *Grug goes to School* by Ted Prior. Discuss and explore the cover. What can we see on the cover of this book? Grug! What is he holding? I wonder where Grug is going in this story? Let's turn the page and find out!

During Reading

On each double spread, Grug makes a new discovery. Before you turn each page use questions such as 'I wonder what Grug might find next?' This will encourage engagement with the book and build interest with your listeners.

After Reading

Grug is a very curious creature! What did he discover at school? You might like to use the Grug puppet provided to review the story- what did he sit on? What did he tip-toe past? What did he do to his hand?

Ask the children to stand up and pretend to be Grug at school! Can they peer over the school gate, then tip toe down the hallway? Can they pretend to count 5 pencils, and use a stamper on their hands? Can they pretend to run home!?

Sit back down on the floor and sing this school song!

ABC School Song

A B C D E F G, won't you walk to school with me?

We'll sing songs and we'll play games

Learn to write and learn new names!

A B C D E F G, won't you walk to school with me!




Activity

Make a Grug puppet

What you need to make a Grug puppet:

- Grug picture (template provided)
- Brown and yellow crayons to colour him in
- Wooden sticks or straws to hold puppet



How to:

Cut out Grug from the template provided. Give the children brown and yellow crayons or pencils to colour him in. Attach a straw or a piece of card at the back with masking or sticky tape.

You might have an area set up where the children could play with their puppets or create a puppet "show".

Using the puppets you might like to sing the following song!

This is the way Grug walks to school-(Encourage the children to hold their puppets and move them accordingly)

This is the way Grug walks to school, walks to school, walks to school
This is the way Grug walks to school so early in the morning

This is the way Grug jumps to school, jumps to school, jumps to school
This is the way Grug jumps to school so early in the morning

This is the way Grug hops to school, hops to school, hops to school
This is the way Grug hops to school so early in the morning



Can the children think of any other ways Grug could move? (I.e. run, fly, slide etc.)



Extension Ideas

- There is more Grug fun at www.mygrug.com Grug's website which features Grug activities and Grug games
- New experiences such as starting childcare, kindergarten and school can be distressing for some children. At 2 and 3 years of age children can still experience separation anxiety and may need time, patience and understanding as they adjust to this important life experience
- You could make some paper plate masks which show different feelings. Resources for this activity can be found at www.notimeforflashcards.com. Get children to talk about what makes them scared, sad, happy etc.



(Image from www.notimeforflashcards.com)

Goodbye

Conclude the session with some suggestions of books that parents might want to share with their children. The Little Big Book Club suggests the following books to further explore this theme-

- The Complete Book Of First Experiences illustrated by Stephen Cartwright (Usbourne)
- Guess How Much I Love You by Sam McBratney, illustrated by Anita Jeram
- Samuel's Kisses by Karen Collum and Serena Geddes

Goodbye Song

This is the way we say goodbye (use a waving action)


Say goodbye, say goodbye

This is the way we say goodbye

To all our library friends (or :) to our friend.....)

Depending on the size of your group, you may wish to insert each child's name in the last line rather than 'library friends' as it develops a more personal relationship between yourself, the child and the family.

Sung to the tune of (*Here We Go Round the Mulberry Bush*) **or** your preferred choice.



Make a Grug puppet using this picture of Grug
(Image sourced from Grug's official website www.mygrug.com)