


Animal ABC

Theme: New Experiences (Jan 2014)

Discover animals of all shapes, sizes and colours in this vintage style ABC book of animals. It's simple, elegant design and clear colorful illustrations make it a perfect book to share with a young child.



Key Message For Parents: Children learn language by listening to it and using it

You can help babies develop language in the following ways:

- By regularly reading to your baby
- Choose books with bright, simple illustrations that will grab a baby's attention
- When reading *Animal ABC*, have fun making different animal noises too! Squawk! Moo! Baa and hiss! Baby will enjoy listening and may soon join in with you! Encourage their gurgles and coos as they are the first steps in a baby's speech development
- Vary the tone and volume of your voice when reading to a baby and don't forget to use lots of eye contact to reinforce a sense of trust and attachment
- Use prompts such as "Where is the.....Oh! Here it is!" to help a child engage with the book.

Learning Outcomes: Outcome 1: Children have a strong sense of identity

We can help build a child's sense of identity by:

- Listening and responding to children, to ensure they feel safe and supported
- Acknowledging that all children are unique and recognizing this in positive ways
- Helping to support their developing sense of autonomy by encouraging independent thinking and modeling appropriate and positive social skills.

Welcome

Ask carers to write nametags for themselves and their babies.

Welcome everyone, introduce yourself, remind adults to turn their mobile phones off and that there will be time for adults to chat after the story and songs.

Sing Welcome Song (or your preferred song)

Have the words available as a handout or written on a board or butcher's paper for the adults to read and join in.

Good Morning

Good morning to you

Good morning to you

Good morning everybody

And welcome to you!



Song

Old Mac Donald

Old Mac Donald had a farm E I E I O
And on that farm he had a cow E I E I O
With a MOO MOO here and a MOO MOO there!
Old Mac Donald had a farm E I E I O!



Before Reading

Have all the babies sitting in their parents or caregiver's laps. You might like to use a puppet or an instrument like some bells to get their attention. The animal world is a world of wonder, with new sights and sounds galore! Make sure you attempt to make the sounds of the animals as you explore the book and encourage parents to do so as well!

After Reading

You might like to share some well-known action rhymes such as **Here Is The Sea**

Here is the sea
The wavy sea
Here is a boat
And here is me
All of the fishes, way down below
Wiggle their tails and away they go!



This Little Piggy: this activity will develop motor control of your child's legs and also develop a sense of attachment and trust.

This little piggy went to market
This little piggy went home
This little piggy ate roast beef
This little piggy had none
But this little piggy went....Weeeeeeeeeeee!
All the way home!



Some other songs to sing might include:

- D - Five little ducks
- K - Kookaburra sits in the old Gum Tree
- J - Three Jellyfish
- L - Mary had a little lamb
- T - I'm a great big Tiger




Activity Time

Make an Elephant Puppet!

Materials needed:

- Template
- Scissors
- Your finger!



Have fun with this elephant puppet! You can swing your finger from side to side as you sing the song!

Hay Dee Ho

Hay-Dee

Hay-Dee Ho

The great Big Elephant is so slow

He swings his trunk from side to side, as he takes the children for a ride

Hay-Dee, Hay-Dee-Ho , the Elephant is so slow

Conclude the session with some suggestions of relevant books that parents might want to borrow. The Little Big Book Club recommends the following books to support learning in this area -

The Green Sheep by Mem Fox

My Cat Likes To Hide In Boxes by Eve Sutton

Handa's Hen by Eileen Brown

Goodbye Song

Depending on the size of your group, you may wish to insert each child's name in the place of 'you' as it develops a more personal relationship between yourself, the child and the family.

Sung to the tune of (*Here We Go Round the Mulberry Bush*) **or** your preferred choice.

Goodbye

This is the way we say goodbye (use a waving action)

Say goodbye, say goodbye

This is the way we say goodbye

To all our library friends (or) (to our friend.....)!