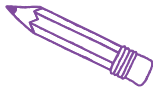


ACTIVITY TIME

Featured Stories Program

books
for
babies



HELLO, PETER!

By Beatrix Potter

Hello Peter! Little Peter Rabbit is enjoying his day. He hops, hides, jumps and plays all day long. After Peter's busy day it is time to get ready for bed and Peter's mum wants a snuggly cuddle – what a perfect special moment to share before bed. *Hello Peter!* Is a sweet and simple board book that is perfect to share with your baby during play time, or as a bed-time read.

Roll the dice

You will need:

- You and your baby
- Template (see attached)
- Glue or sticky tape
- Scissors.

What to do:

1. Cut dice out along the solid line
2. Fold along the dotted lines
3. Use glue or sticky tape to secure tabs to form a cube.

Play ideas

This black and white dice can be used during tummy time or play time. Roll the dice towards your baby and point out the different patterns you can see.

With older babies you can roll the dice back and forth. This back and forth game is a way for you and your baby to play together, sit facing your baby so they can watch and copy your actions.


Rolling balls or objects gently back and forth is a simple game that will help your baby learn how to take turns. It is an important early skill that babies begin to develop as part of learning to talk and learning about conversation.

Songs to sing

Open, Shut Them, Little Peter Rabbit had a Fly Upon His Nose and Cuddly Koala.

Key message

Children learn by watching and copying.




Adult supervision is essential. Involve and talk with your child as much as possible.

Find booklists, tip sheets, nursery rhymes & activity & learning time sheets @

thelittlebigbookclub.com.au





Instructions:

- Cut dice out along the solid line (outside of the image)
- Fold along the dotted line
- Either glue or tape together using tabs.