

ROW BOAT
Passengers in a boat.

Slip the passengers in and out of this paper 'pocket' boat.


Adult supervision is essential when making and playing with home made toys.

Involve and talk with your child as much as possible while creating this activity.

You will need:

- copy of activity templates
- crayons, paint, pencils for decorating
- piece of A4 blue paper
- scissors
- glue

Instructions



1. Colour in the boat and passenger templates and cut out.
2. Place glue on the **edges only** on the reverse side of the boat. Make sure to place glue only on the 2 sides and bottom of the boat. Glue the boat to the piece of blue paper to form a pocket.
3. Now you can slip the passengers in and out of the boat.

Ideas



Draw fish and other underwater creatures under the boat.


Count how many passengers you can fit in the boat.

Sing Row Row Row Your Boat and other favourite nursery rhymes to your child while you are playing together.



Boat passengers





Boat