

Yummy scrummy!

Help your child create a yummy cake picture using all sorts of decorations.



Adult supervision is essential when making and playing with home made toys.

Involve and talk with your child as much as possible while creating this activity.

Have a look at *Cooking. Simple steps to great-tasting food.* which has lots of great recipes for you to make with your child.

CAKE PICTURE

You will need:

- copy of activity template
- crayons, paint, pencils, for decorating
- other decorations like small patty pans, stickers, cotton balls, coloured paper, etc.
- scissors
- glue

Instructions


1. Colour in the cake shape if you wish.
3. Decorate the cake with various decorations provided or other things you may have like stickers, cotton balls, small patty pans, etc.



Ideas

Make a cake out of a small cardboard box and decorate it.

Bake a cake with your child. You can let them help you tip ingredients into the bowl and to stir the mixture.

Try making and decorating the Rainbow Cakes recipe in the *Cooking. Simple steps to great-tasting food* cookbook by Jane Bull.





Ideas for cake decorations.
Colour them in, cut them out and
glue on to your cake picture.

