


Learning Time – session plans



Row, Row, Row Your Boat *Illustrated by Matt Shanks*

Row, Row, Row Your Boat is an Australian version of the well-known nursery rhyme. Along the way you will meet a koala, a bandicoot, a platypus, a kookaburra and a crocodile, who all try to squeeze into the small boat. The gorgeous illustrations add detail to the story with a little frog following the fun adventure. Perfect to read or sing aloud with babies!



Key Message for Parents | Children are born ready to learn

Positive early experiences help form connections in a baby's brain that make learning possible. Spending time reading, singing, talking and playing with your baby are ways to interact positively with them and encourage learning experiences right from the start.

Some ideas to share with parents are:

- Use gentle actions while singing with your baby to help develop their senses. Rocking, bouncing and moving develops your baby's vestibular system (sense of balance and spatial awareness)
- Reading books that feature animals and making their noises, introduces your baby to new and exciting sounds and helps them discover different animals
- Be patient. Newborn and young babies will want to explore books by chewing or sucking on them, this is okay! Early experiences with books help young children to become familiar with them, foster a love of reading and how books work.

Learning Outcomes | Outcome 5: Children are effective communicators

Babies communicate in a number of ways, through babbling, cooing, smiling and by making simple gestures. Babies learn language and communication skills by watching and interacting with people around them.

We can help young children become effective communicators by:

- Talking with babies about the pictures in the story. Illustrations add to the text of a story and provide an excellent way to start a conversation. The more words your baby hears the more brain connections are made
- 'Singing' a book together helps babies to hear words more clearly. When we sing or chant our speech is often slowed down. Encourage parents/carers to join in, enabling them to bond with their baby. Singing and reading together creates a positive connection that language is nurturing and fun.

Find booklists, tip sheets, nursery rhymes and activity and learning time sheets @

thelittlebigbookclub.com.au     



Themes

Rhyming stories | Songs | Australian Animals

Welcome

Ask carers to write nametags for themselves and their babies. Welcome everyone, introduce yourself, remind adults to turn their mobile phones off and that there will be time for adults to chat after the story and songs.

Welcome Song (or your preferred song)

Have the words available as a handout or written on a board or butcher's paper for the adults to read and join in.

Welcome song - Come Along

Come along and sing with me, sing with me

Come along and sing with me, it's time for story time

Repeat and replace 'sing' with bounce, rock, clap etc.

Come along and bounce with me, bounce with me, bounce with me

Come along and bounce with me, it's time for story time

Encourage parents to sing facing their baby so that baby can watch their mouth move as they sing and talk – this helps babies learn to speak themselves.

Song

2 little boats

Two little boats are on the sea

(Gently move knees up and down)

All is calm as calm can be

Gently the wind begins to blow

(rock baby side to side on knees)

Two little boats rock to and fro

Loudly the wind begins to shout

(bounce baby on knees fast)

Two little boats are tossed about

Gone is the wind the storm the rain

(gently moving knees up and down)

Two little boats sail on again



ACTION TIP:

Parents or carers can sit on floor with knees raised and baby sitting on top of knees.

To watch and hear to this song visit:

www.youtube.com/watch?v=d2t4T_rWbTA



Before Reading

Sit with your baby in your lap holding the board book in front of your baby.

Look at the cover, point out the animals, say their names and make animal noises. Talk about what the animals are doing, "All the animals and the boy are in a boat on the water. Here are some oars to row the boat- lets go for a row".

During Reading

Row with your baby. Role model to parents and carers by using a toy doll or teddy bear.

- Very young babies - cradle in your arms and gently rock back and forth
- Babies not yet sitting- Sit in parents lap while parent rows back and forth
- Babies who are sitting- sit on floor across from your baby, hold hands, pull your baby towards you then lean forward and gently lean your baby back, continue with this rocking motion.

Point out each animal as they appear in the story and have fun making animal sounds as you read- snore, squeak, laugh, scream!

During the last verse change from rowing to a rocking action - gently help baby to fall to the side as if to fall into the water.

After Reading

Think about some other verses you could sing as a group, such as:

- *If you see a polar bear don't forget to shiver*
- *Ha ha fooled you I'm a submarine*
- *If you see a lion there don't forget to roar*

You might like to vary the speed of the song, singing slowly then speed up the tempo. First, sing slowly and make slow moving, gentle actions:

Row, row, row your boat

Slow as slow can be

Row, row, row your boat

Slowly across the sea

Next, speed up the song and actions slightly. Much older babies and toddlers will love this!

Row, row, row your boat

Fast as fast can be

Row, row, row your boat

Fast across the sea





Activity time


Sponge Boats

What you need:

- Sponges
- Straws
- Coloured Cardboard
- Template
- Scissors
- Hole punch

What to do:

1. Use the template provided to cut boat shape out of sponge.
2. Cut straw in half.
3. Make a small hole in the middle of the sponge for the straw to fit through.
4. Cut out the triangle sail and make 2 hole punches to thread the straw through.



Extension ideas:

- Babies can play with their boats in the bath or a small container of water, Explore the concept of float and sink. **SAFETY NOTE: adult supervision is essential around any amount of water**
- At home parent can sit their baby into a washing basket and rock like a boat while singing the song *Row, Row, Row Your Boat*
- Blow bubbles – give each family a small bottle of bubbles to blow around their baby

Goodbye

Conclude the session with some suggestions of books that parents might want to share with their children. The Little Big Book Club suggests the following books to support learning in this area.

- **Twinkle, Twinkle Little Star** by Jane Taylor Illustrated by Mandy Foot.
- **The ABC Book of Lullabies**
- **10 Little Owls** by Renee Trembl
- **On the Move** illustrated by Mojca Doliar

Goodbye Song

Depending on the size of your group, you may wish to insert each child's name in the place of 'you' as it develops a more personal relationship between yourself, the child and the family.

Sung to the tune of (*Here We Go Round the Mulberry Bush*) **or** your preferred choice.

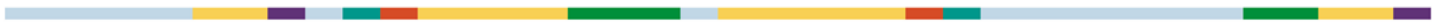
Goodbye

This is the way we say goodbye (use a waving action)

Say goodbye, say goodbye

This is the way we say goodbye

To all our library friends (or) (to our friend.....)!



Boat Template

