


Crazy crab.

Make a funny crab. Hang it up and count the legs.



Adult supervision is essential when making and playing with home made toys.

Involve and talk with your child as much as possible while creating this activity.

CRAB

You will need:

- copy of activity template
- coloured pencils, crayons or textas
- tape
- scissors
- five pipecleaners

Instructions

1. Colour in the crab body and claws and cut out.
2. Cut the pipecleaners in half. To create the legs, tape the 10 pipecleaner pieces to the back of the crab body. Bend the legs as you wish.
3. Tape the claws to the two top legs.

Ideas

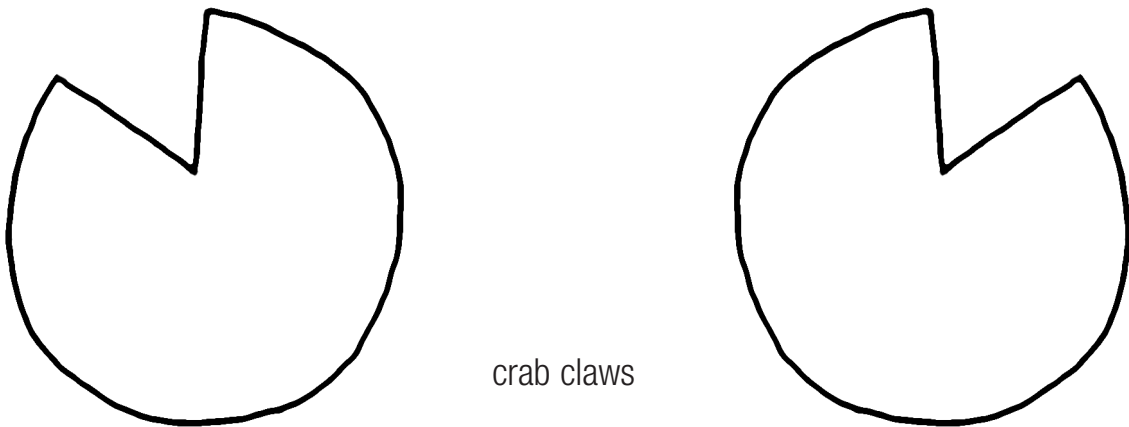

To make the crab body rigid, glue the body to some thin cardboard (cereal box) before taping on the legs.

Count the legs on the crab with your child.

Make another crab together. How many legs can you count now?

How many legs are there in your house?

crab body



crab claws